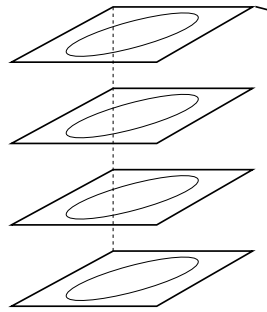


Examine Whole Embryo Masks to Decide Necessary Processing Steps Before Image Rotation and Cropping

Element 0: Extract and Display

Embryo KDF File




Case 1:

Initial mask defines correct embryo region only, no steps needed before rotation



Case 2:

Initial mask defines regions from nearby embryos on slide, which must be erased



Distance Transform



Infimum Recon.



Case 3:

Adjacent embryo is pushed up against main embryo; separation must be made by hand



Make "Plug"



Subtract "Plug"




Case 4:


Somewhat more difficult separation problem, but qualitatively the same



Distance Transform



Infimum Recon.



Case 5:

Circum-embryo glow prevents finding embryo region, new mask needed



"Re-mask"



Distance Transform



Infimum Recon.

